






















# Moulded tiles and accessories for the twin trough gutter tile D 15 Ü

Moulded tiles for various functions meet the demand for homogeneous, architecturally demanding roofs.

They are also an important safety factor. Moulded tiles and accessories reduce the amount of laying work and facilitate calculations.

	<b>Whole tile</b> Length: ~ 42.0 cm Width: ~ 25.2 cm Weight: ~ 3.1 kg	Covering length: ~ 34.4 cm ± 8 mm Covering width: ~ 20.7 cm Requirement: ~ 14.1 pcs/m <sup>2</sup>		<b>Shed roof-Right verge tile</b> Length: individual Width: ~ 25.0 cm	Covering length: individual Covering width: ~ 12.5 cm
	<b>Half tile</b> Length: ~ 42.0 cm Width: ~ 15.0 cm Weight: ~ 2.0 kg	Covering length: ~ 34.4 cm ± 8 mm Covering width: ~ 10.0 cm Requirement: individual		<b>Shed roof-verge tile with outer web on left</b> Length: individual Width: ~ 24.3 cm	Covering length: individual Covering width: ~ 21.0 cm
	<b>Left verge tile</b> Length: ~ 42.0 cm Width: ~ 25.0 cm Weight: ~ 4.5 kg	Covering length: ~ 34.4 cm ± 8 mm Covering width: ~ 16.5 cm Requirement: ~ 3.0 pcs/m		<b>Shed roof-verge tile with outer web on right</b> Length: individual Width: ~ 25.1 cm	Covering length: individual Covering width: ~ 16.8 cm
	<b>Right verge tile</b> Length: ~ 42.0 cm Width: ~ 25.0 cm Weight: ~ 4.5 kg	Covering length: ~ 34.4 cm ± 8 mm Covering width: ~ 12.5 cm Requirement: ~ 3.0 pcs/m		<b>Ceramic vent pipe tile with weather cap ø 125 and hose with adapter</b> Length: ~ 42.0 cm Width: ~ 25.2 cm	Covering length: ~ 34.4 cm ± 8 mm Covering width: ~ 20.7 cm Requirement: individual
	<b>Verge tile with outer web on left</b> Length: ~ 42.0 cm Width: ~ 24.3 cm	Covering length: ~ 34.4 cm ± 8 mm Covering width: ~ 21.0 cm		<b>Ceramic aerial tile</b> Length: ~ 42.0 cm Width: ~ 25.2 cm Weight: ~ 4.3 kg	Covering length: ~ 34.4 cm ± 8 mm Covering width: ~ 20.7 cm Requirement: individual
	<b>Verge tile with outer web on right</b> Length: ~ 42.0 cm Width: ~ 25.1 cm	Covering length: ~ 34.4 cm ± 8 mm Covering width: ~ 16.8 cm		<b>PVC thermal exhaust gas through tile ø 100/125 (can be used up a max of 42° RP*)</b> Length: ~ 42.0 cm Width: ~ 25.2 cm	Covering length: ~ 34.4 cm ± 8 mm Covering width: ~ 20.7 cm
	<b>Clover leaf ridge tile ~ 2.7 pcs/m</b> Length: ~ 42.5 cm Width: ~ 28.0 cm Weight: ~ 2.9 kg	Covering length: ~ 37.0 cm Covering width: ~ 20.0 cm Requirement: ~ 2.7 pcs/m		<b>Light tile „Acrylic glass“</b> Length: ~ 42.0 cm Width: ~ 25.2 cm	Covering length: ~ 34.4 cm ± 8 mm Covering width: ~ 20.7 cm Requirement: individual
	<b>Start ridge with offset end web for verge tile with offset ridge</b> Length: ~ 42.0 cm Weight: ~ 3.9 kg	Covering length: ~ 34.5 cm Requirement: individual		<b>Walking grid tile PVC x 2 + walking grid</b> Width: ~ 34.0 cm Length: 40.0; 80.0; 150.0 cm	
	<b>Ridge end with offset end web for verge tile with offset ridge</b> Length: ~ 42.0 cm Weight: ~ 4.1 kg	Covering length: ~ 33.0 cm Requirement: individual		<b>SnapStep universal alu step</b> coated, for mounting on different lath thicknesses, can be adjusted for roof pitches from 0° - 60°	
	<b>Start ridge with extended web for verge tile with outer web</b> Length: ~ 42.0 cm Weight: ~ 3.9 kg	Covering length: ~ 34.5 cm Requirement: individual		<b>SnapStep 40 cm universal walking grid with two brackets</b> coated, for mounting on different lath thicknesses, can be adjusted for roof pitches from 0° - 60°	
	<b>Ridge end with extended web for verge tile with outer web</b> Length: ~ 42.0 cm Weight: ~ 4.1 kg	Covering length: ~ 33.0 cm Requirement: individual		<b>SnapStep 80 cm universal walking grid with two brackets</b> coated, for mounting on different lath thicknesses, can be adjusted for roof pitches from 0° - 60°	
	<b>Crest initial tile</b> Length: ~ 42.0 cm Weight: ~ 3.5 kg	Covering length: ~ 36.0 cm Requirement: individual		<b>Safety step tile, PVC</b> Length: ~ 42.0 cm Width: ~ 25.2 cm Weight: ~ 3.6 kg	Covering length: ~ 34.4 cm ± 8 mm Covering width: ~ 20.7 cm Requirement: individual
	<b>Hip cap start and end</b> Requirement: individual			<b>Snow stop tile with round wood holder PVC</b> Length: ~ 42.0 cm Width: ~ 25.2 cm	Covering length: ~ 34.4 cm ± 8 mm Covering width: ~ 20.7 cm
	<b>Hip cap start and end with four outlets</b> Requirement: individual			<b>Snow stop tile with snow rib support PVC</b> Length: ~ 42.0 cm Width: ~ 25.2 cm	Covering length: ~ 34.4 cm ± 8 mm Covering width: ~ 20.7 cm
	<b>Clay dormer ventilator (ventilation cross-section ~ 15 cm<sup>2</sup>)</b> Length: ~ 42.0 cm Width: ~ 25.2 cm Weight: ~ 3.1 kg	Covering length: ~ 34.4 cm ± 8 mm Covering width: ~ 20.7 cm Requirement: individual		<b>PVC solar through tile</b> Length: ~ 42.0 cm Width: ~ 25.2 cm Weight: ~ 0.7 kg	Covering length: ~ 34.4 cm ± 8 mm Covering width: ~ 20.7 cm ø: 30/50/70 mm
	<b>Shed roof tile</b> Length: individual Width: ~ 25.2 cm	Covering length: individual Covering width: ~ 20.7 cm		<b>PVC solar carrier tile</b> Length: ~ 42.0 cm Width: ~ 25.2 cm Weight: ~ 2.4 kg	Covering length: ~ 34.4 cm ± 8 mm Covering width: ~ 20.7 cm Requirement: individual
	<b>Half shed roof tile</b> Length: individual Width: ~ 15.0 cm	Covering length: individual Covering width: ~ 10.0 cm		<b>Plastic skylight, 6-tiles, acrylic glazed</b> Length: ~ 75.0 cm Width: ~ 65.0 cm	Hatch: 47.5 x 52.0 cm Weight: ~ 5.0 kg
	<b>Shed roof-left verge tile</b> Length: individual Width: ~ 25.0 cm	Covering length: individual Covering width: ~ 16.5 cm			

# Moulded tiles and accessories for the twin trough gutter tile D 15 Ü

Moulded tiles for various functions meet the demand for homogeneous, architecturally demanding roofs.

They are also an important safety factor. Moulded tiles and accessories reduce the amount of laying work and facilitate calculations.



#### Steel skylight, coated, 6-tiles, acrylic glazed

Length: ~ 78.0 cm Hatch: 45.0 x 55.0 cm  
Width: ~ 64.0 cm Weight: ~ 8.6 kg



#### Steel skylight, coated, 9-tiles, acrylic glazed

Length: ~ 110.0 cm Hatch: 45.0 x 85.0 cm  
Width: ~ 64.0 cm Weight: ~ 11.0 kg



#### Multitherm skylight

Length: ~ 85.0 cm Opening: upwards + to the side  
Width: ~ 78.0 cm Hatch: 44.0 x 54.0 cm  
Weight: ~ 15.0 kg Double glazing: ESG Kv 1.4



#### Living room skylight wra

Length: ~ 98.0 cm Opening: to the side  
Width: ~ 54.0 cm Hatch: 46.0 x 90.0 cm  
Double glazing: ESG Kv 1.1



#### Eaves fresh air element

~ 1.1 pcs/m



#### Ridge/crest lath holder

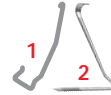


#### Ridge or crest clip no. 470/121



#### Copper roll/Alu roll 2000

Length: ~ 5 m Width: ~ 29 cm, 33 cm, 36 cm  
Ventilation cross-section: permanent acc. to DIN 4108, Part 3  
Natural copper, anthracite, red



#### Storm clip no. 435/001 for laths 30 x 50 V2A (1)

Storm clip no. 435/002 for laths 40 x 60 V2A (1)

Storm clip no. 409/002 V2A (2)