

































Moulded tiles and accessories for the NIBRA® tile DS 10

Moulded tiles for various functions meet the demand for homogeneous, architecturally demanding roofs.

They are also an important safety factor. Moulded tiles and accessories reduce the amount of laying work and facilitate calculations.

	Whole tile Length: ~ 48.2 cm Width: ~ 29.3 cm Weight: ~ 4.8 kg	Covering length: ~ 32.0 - 42.0 cm Covering width: ~ 24.9 cm Requirement: ~ 10.0 pcs/m ²		Mansard-Double flap (2-piece) Length: individual Width: ~ 29.5 cm	Covering length: individual Covering width: ~ 29.5 cm
	Large-area tile with nail hole* Length: ~ 48.2 cm Width: ~ 29.3 cm Weight: ~ 4.8 kg	Covering length: ~ 32.0 - 42.0 cm Covering width: ~ 24.9 cm Requirement: ~ 10.0 pcs/m ²		Mansard-verge tile with outer web on left Length: individual Width: ~ 22.8 cm	Covering length: individual Covering width: ~ 21.0 cm
	Half tile Length: ~ 48.2 cm Width: ~ 17.1 cm Weight: ~ 2.7 kg	Covering length: ~ 32.0 - 42.0 cm Covering width: ~ 12.5 cm Requirement: individual		Mansard-verge tile with outer web on right Length: individual Width: ~ 22.8 cm	Covering length: individual Covering width: ~ 16.5 cm
	Double flap (2-piece)* Length: ~ 48.2 cm Width: ~ 29.5 cm Weight: ~ 6.8 kg	Covering length: ~ 32.0 - 42.0 cm Covering width: ~ 29.5 cm Requirement: ~ 2.5 pcs/m		Pent roof tile Length: individual Width: ~ 29.3 cm	Covering length: individual Covering width: ~ 24.9 cm
	Sliding verge tile with outer web on left Length: ~ 48.2 cm Width: ~ 22.8 cm Weight: ~ 5.6 kg	Covering length: ~ 32.0 - 42.0 cm Covering width: ~ 21.0 cm Requirement: ~ 2.5 pcs/m		Pent roof-Double flap (2-piece) Length: individual Width: ~ 29.5 cm	Covering length: individual Covering width: ~ 29.5 cm
	Sliding verge tile with outer web on right Length: ~ 48.2 cm Width: ~ 22.8 cm Weight: ~ 5.2 kg	Covering length: ~ 32.0 - 42.0 cm Covering width: ~ 16.5 cm Requirement: ~ 2.5 pcs/m		Pent roof-verge tile with outer web on left Length: individual Width: ~ 22.8 cm	Covering length: individual Covering width: ~ 21.0 cm
	Clay dormer ventilator (ventilation cross-section ~ 17 cm) Length: ~ 48.2 cm Width: ~ 29.3 cm Weight: ~ 4.3 kg	Covering length: ~ 32.0 - 42.0 cm Covering width: ~ 24.9 cm Requirement: individual		Pent roof-verge tile with outer web on right Length: individual Width: ~ 22.8 cm	Covering length: individual Covering width: ~ 16.5 cm
	Standard ridge tile ~ 2.6 pcs/m Length: ~ 43.7 cm Width: ~ 25.4 cm Weight: ~ 3.6 kg	Covering length: ~ 38.2 cm Covering width: ~ 19.6 cm Requirement: ~ 2.6 pcs/m		Ceramic aerial tile Length: ~ 48.2 cm Width: ~ 29.3 cm Weight: ~ 5.2 kg	Covering length: ~ 32.0 - 42.0 cm Covering width: ~ 24.9 cm Requirement: individual
	Standard start ridge with extended web for verge tile with outer web Length: ~ 43.7 cm Width: ~ 25.4 cm	Covering length: ~ 38.2 cm Covering width: ~ 19.6 cm		Ceramic vent pipe tile with weather cap ø 150 and matching hose with adapter Length: ~ 48.2 cm Width: ~ 29.3 cm Weight: ~ 5.2 kg	Covering length: ~ 32.0 - 42.0 cm Covering width: ~ 24.9 cm Requirement: individual
	Standard ridge end with extended web for verge tile with outer web Length: ~ 38.0 cm Width: ~ 25.4 cm	Covering length: ~ 36.0 cm Covering width: ~ 19.6 cm		Ceramic thermal exhaust gas through pantile with universal collar (ø: max. 127 mm) (can be used up a max of 42° RP*) Length: ~ 48.2 cm Width: ~ 29.3 cm	Covering length: ~ 32.0 - 42.0 cm Covering width: ~ 24.9 cm
	Standard crest start Length: ~ 49.0 cm Width: ~ 25.4 cm Weight: ~ 3.5 kg	Covering length: ~ 43.9 cm Covering width: ~ 19.6 cm Requirement: individual		Walking grid tile PVC x 2 + walking grid Width: ~ 34.0 cm Length: 40.0; 80.0; 150.0 cm	
	Universal hip cap Weight: ~ 4.5 kg	Requirement: individual		SnapStep universal alu step coated, for mounting on different lath thicknesses, can be adjusted for roof pitches from 0° - 60°	
	Universal hip cap with four outlets Weight: ~ 6.3 kg	Requirement: individual		SnapStep 40 cm universal walking grid with two brackets coated, for mounting on different lath thicknesses, can be adjusted for roof pitches from 0° - 60°	
	Shed roof tile Length: individual Width: ~ 29.3 cm	Covering length: individual Covering width: ~ 24.9 cm		SnapStep 80 cm universal walking grid with two brackets coated, for mounting on different lath thicknesses, can be adjusted for roof pitches from 0° - 60°	
	Shed roof-Double flap (2-piece) Length: individual Width: ~ 29.5 cm	Covering length: individual Covering width: ~ 29.5 cm		Safety step tile, PVC Length: ~ 48.2 cm Width: ~ 29.3 cm	Covering length: ~ 32.0 - 42.0 cm Covering width: ~ 24.9 cm Requirement: individual
	Shed roof-verge tile with outer web on left Length: individual Width: ~ 22.8 cm	Covering length: individual Covering width: ~ 21.0 cm		Snow stop tile with round wood holder PVC Length: ~ 48.2 cm Width: ~ 29.3 cm	Covering length: ~ 32.0 - 42.0 cm Covering width: ~ 24.9 cm Requirement: individual
	Shed roof-verge tile with outer web on right Length: individual Width: ~ 22.8 cm	Covering length: individual Covering width: ~ 16.5 cm		Snow stop tile with snow rib support PVC Length: ~ 48.2 cm Width: ~ 29.3 cm	Covering length: ~ 32.0 - 42.0 cm Covering width: ~ 24.9 cm Requirement: individual
	Mansard tile Length: individual Width: ~ 29.3 cm	Covering length: individual Covering width: ~ 24.9 cm			

* Special design on request

* Delivery period on request

* Over 42° RP = special design of PVC on request

Moulded tiles and accessories for the NIBRA® tile DS 10

Moulded tiles for various functions meet the demand for homogeneous, architecturally demanding roofs.

They are also an important safety factor. Moulded tiles and accessories reduce the amount of laying work and facilitate calculations.



Ceramic solar through tile up to ø 70 mm

Length: ~ 48.2 cm Covering length: ~ 32.0 - 42.0 cm
Width: ~ 29.3 cm Covering width: ~ 24.9 cm
ø: ≤ 70 mm



PVC solar carrier tile

Length: ~ 48.2 cm Covering length: ~ 32.0 - 42.0 cm
Width: ~ 29.3 cm Covering width: ~ 24.9 cm
Weight: ~ 1.3 kg Requirement: individual



Light tile „Acrylic glass“

Length: ~ 48.2 cm Covering length: ~ 32.0 - 42.0 cm
Width: ~ 29.3 cm Covering width: ~ 24.9 cm



Steel skylight, coated, 4-tiles, acrylic glazed

Length: ~ 91.0 cm Hatch: 45.0 x 55.0 cm
Width: ~ 83.0 cm Weight: ~ 10.0 kg



Multitherm skylight

Length: ~ 85.0 cm Opening: upwards + to the side
Width: ~ 78.0 cm Hatch: 44.0 x 54.0 cm
Weight: ~ 15.0 kg Double glazing: ESG Kv 1.4




Living room skylight wra

Length: ~ 98.0 cm Opening: to the side
Width: ~ 54.0 cm Hatch: 46.0 x 90.0 cm
Double glazing: ESG Kv 1.1



Eaves fresh air element

~ 1.1 pcs/m



Ridge/crest lath holder



Ridge or crest clip no. 470/41



Copper roll/Alu roll 2000

Length: ~ 5 m Width: ~ 29 cm, 33 cm, 36 cm
Ventilation cross-section: permanent acc. to DIN 4108, Part 3
Natural copper, anthracite, red



Storm clip no. 435/001 for laths 30 x 50 V2A (1)

Storm clip no. 435/002 for laths 40 x 60 V2A (1)

Storm clip no. 409/002 V2A (2)