



































# Moulded tiles and accessories for the Reform tile R 13 S

Moulded tiles for various functions meet the demand for homogeneous, architecturally demanding roofs.

They are also an important safety factor. Moulded tiles and accessories reduce the amount of laying work and facilitate calculations.

	<b>Whole tile</b> Length: ~ 43.8 cm Width: ~ 25.3 cm Weight: ~ 3.7 kg	Covering length: ~ 31.0 - 36.5 cm Covering width: ~ 21.5 cm Requirement: ~ 12.7 - 15.0 pcs/m <sup>2</sup>		<b>Ceramic vent pipe tile with weather cap ø 125 and hose with adapter</b> Length: ~ 43.8 cm Width: ~ 25.3 cm Weight: ~ 4.2 kg	Covering length: ~ 31.0 - 36.5 cm Covering width: ~ 21.5 cm Requirement: individual
	<b>Half tile</b> Length: ~ 43.8 cm Width: ~ 14.4 cm Weight: ~ 2.3 kg	Covering length: ~ 31.0 - 36.5 cm Covering width: ~ 10.6 cm Requirement: ~ 3.0 pcs/m		<b>PVC thermal exhaust gas through tile ø 100/125 (can be used up a max of 35° RP*)</b> Length: ~ 43.8 cm Width: ~ 25.3 cm	Covering length: ~ 31.0 - 36.5 cm Covering width: ~ 21.5 cm
	<b>Double flap</b> Length: ~ 43.8 cm Width: ~ 25.3 cm Weight: ~ 3.7 kg	Covering length: ~ 31.0 - 36.5 cm Covering width: ~ 25.3 cm Requirement: ~ 3.0 pcs/m		<b>Light tile „Acrylic glass“</b> Length: ~ 43.8 cm Width: ~ 25.3 cm	Covering length: ~ 31.0 - 36.5 cm Covering width: ~ 21.5 cm Requirement: individual
	<b>Verge tile with outer web on left</b> Length: ~ 43.8 cm Width: ~ 23.7 cm Weight: ~ 5.2 kg	Covering length: ~ 31.0 - 36.5 cm Covering width: ~ 21.5 cm Requirement: ~ 3.0 pcs/m		<b>Walking grid tile PVC x 2 + walking grid</b> Width: ~ 34.0 cm Length: 40.0; 80.0; 150.0 cm	
	<b>Verge tile with outer web on right</b> Length: ~ 43.8 cm Width: ~ 24.4 cm Weight: ~ 5.1 kg	Covering length: ~ 31.0 - 36.5 cm Covering width: ~ 18.2 cm Requirement: ~ 3.0 pcs/m		<b>SnapStep universal alu step</b> coated, for mounting on different lath thicknesses, can be adjusted for roof pitches from 0° - 60°	
	<b>Ridge/crest tile ~ 2.7 pieces/m</b> Length: ~ 43.5 cm Width: ~ 24.5 cm Weight: ~ 3.4 kg	Covering length: ~ 37.0 cm Covering width: ~ 21.2 cm Requirement: ~ 2.7 pcs/m		<b>SnapStep 40 cm universal walking grid with two brackets</b> coated, for mounting on different lath thicknesses, can be adjusted for roof pitches from 0° - 60°	
	<b>Start ridge with extended end web for verge tile with outer web</b> Length: ~ 43.5 cm Width: ~ 24.5 cm	Covering length: ~ 30.5 cm Covering width: ~ 21.2 cm		<b>SnapStep 80 cm universal walking grid with two brackets</b> coated, for mounting on different lath thicknesses, can be adjusted for roof pitches from 0° - 60°	
	<b>End ridge with extended end web for verge tile with outer web</b> Length: ~ 43.5 cm Width: ~ 24.5 cm	Covering length: ~ 37.0 cm Covering width: ~ 21.2 cm		<b>Safety step tile, PVC</b> Length: ~ 43.8 cm Width: ~ 25.3 cm Weight: ~ 3.6 kg	Covering length: ~ 31.0 - 36.5 cm Covering width: ~ 21.5 cm Requirement: individual
	<b>Crest initial tile</b> Length: ~ 43.4 cm Width: ~ 23.1 cm Weight: ~ 3.2 kg	Covering length: ~ 29.5 cm Covering width: ~ 21.2 cm Requirement: individual		<b>Snow stop tile with round wood holder PVC</b> Length: ~ 43.8 cm Width: ~ 25.3 cm Weight: ~ 1.2 kg	Covering length: ~ 31.0 - 36.5 cm Covering width: ~ 21.5 cm Requirement: individual
	<b>Hip cap start and end</b> Requirement: individual			<b>Snow stop tile with snow rib support PVC</b> Length: ~ 43.8 cm Width: ~ 25.3 cm Weight: ~ 1.2 kg	Covering length: ~ 31.0 - 36.5 cm Covering width: ~ 21.5 cm Requirement: individual
	<b>Hip cap start and end with four outlets</b> Requirement: individual			<b>PVC solar through tile</b> Length: ~ 43.8 cm Width: ~ 25.3 cm Weight: ~ 0.7 kg	Covering length: ~ 31.0 - 36.5 cm Covering width: ~ 21.5 cm ø: 30/50/70 mm
	<b>Shed roof tile</b> Length: individual Width: ~ 25.3 cm	Covering length: individual Covering width: ~ 21.5 cm		<b>PVC solar carrier tile</b> Length: ~ 43.8 cm Width: ~ 25.3 cm Weight: ~ 2.4 kg	Covering length: ~ 31.0 - 36.5 cm Covering width: ~ 21.5 cm Requirement: individual
	<b>Half shed roof tile</b> Length: individual Width: ~ 14.4 cm	Covering length: individual Covering width: ~ 10.6 cm		<b>Steel skylight, coated, 6-tiles, acrylic glazed</b> Length: ~ 78.0 cm Width: ~ 76.0 cm	Hatch: 45.0 x 55.0 cm Weight: ~ 8.6 kg
	<b>Shed roof-Double flap</b> Length: individual Width: ~ 25.3 cm	Covering length: individual Covering width: ~ 25.3 cm		<b>Multitherm skylight</b> Length: ~ 85.0 cm Width: ~ 78.0 cm Weight: ~ 15.0 kg	Opening: upwards + to the side Hatch: 44.0 x 54.0 cm Double glazing: ESG Kv 1.4
	<b>Shed roof-verge tile with outer web on left</b> Length: individual Width: ~ 23.7 cm	Covering length: individual Covering width: ~ 21.5 cm		<b>Living room skylight wra</b> Length: ~ 98.0 cm Width: ~ 54.0 cm	Opening: to the side Hatch: 46.0 x 90.0 cm Double glazing: ESG Kv 1.1
	<b>Shed roof-verge tile with outer web on right</b> Length: individual Width: ~ 24.4 cm	Covering length: individual Covering width: ~ 18.2 cm		<b>Eaves fresh air element</b> ~ 1.1 pcs/m	
	<b>Clay dormer ventilator (ventilation cross-section ~ 15 cm<sup>2</sup>)</b> Length: ~ 43.8 cm Width: ~ 25.3 cm Weight: ~ 3.8 kg	Covering length: ~ 31.0 - 36.5 cm Covering width: ~ 21.5 cm Requirement: individual		<b>Ridge/crest lath holder</b>	
	<b>Ceramic aerial tile</b> Length: ~ 43.8 cm Width: ~ 25.3 cm Weight: ~ 3.9 kg	Covering length: ~ 31.0 - 36.5 cm Covering width: ~ 21.5 cm Requirement: individual			

# Moulded tiles and accessories for the Reform tile R 13 S

Moulded tiles for various functions meet the demand for homogeneous, architecturally demanding roofs.

They are also an important safety factor. Moulded tiles and accessories reduce the amount of laying work and facilitate calculations.

---

## Ridge or crest clip no. 470/41



Storm clip no. 435/001 for laths 30 x 50 V2A (1)

Storm clip no. 435/002 for laths 40 x 60 V2A (1)

Storm clip no. 409/002 V2A (2)

---

---

## Copper roll/Alu roll 2000

Length: ~ 5 m Width: ~ 29 cm, 33 cm, 36 cm

Ventilation cross-section: permanent acc. to DIN 4108, Part 3

Natural copper, anthracite, red

---