






















Moulded tiles and accessories for the "Rheinland" tile R 15

Moulded tiles for various functions meet the demand for homogeneous, architecturally demanding roofs.

They are also an important safety factor. Moulded tiles and accessories reduce the amount of laying work and facilitate calculations.

	Whole tile Length: ~ 42.0 cm Covering length: ~ 34.7 cm ± 5 mm Width: ~ 25.0 cm Covering width: ~ 20.7 cm Weight: ~ 3.1 kg Requirement: ~ 14.1 pcs/m ²		Half eaves tile Length: ~ 42.0 cm Covering length: ~ 34.7 cm ± 5 mm Width: ~ 15.0 cm Covering width: ~ 10.0 cm
	Half tile Length: ~ 42.0 cm Covering length: ~ 34.7 cm ± 5 mm Width: ~ 15.0 cm Covering width: ~ 10.0 cm Weight: ~ 2.3 kg Requirement: ~ 3.0 pcs/m		Eaves Double flap Length: ~ 42.0 cm Covering length: ~ 34.7 cm ± 5 mm Width: ~ 25.0 cm Covering width: ~ 25.0 cm
	Double flap Length: ~ 42.0 cm Covering length: ~ 34.7 cm ± 5 mm Width: ~ 25.0 cm Covering width: ~ 25.0 cm Weight: ~ 3.2 kg Requirement: ~ 3.0 pcs/m		Eaves left verge tile Length: ~ 42.0 cm Covering length: ~ 34.7 cm ± 5 mm Width: ~ 25.0 cm Covering width: ~ 16.5 cm
	Left verge tile Length: ~ 42.0 cm Covering length: ~ 34.7 cm ± 5 mm Width: ~ 25.0 cm Covering width: ~ 16.5 cm Weight: ~ 4.1 kg Requirement: ~ 3.0 pcs/m		Eaves right verge tile Length: ~ 42.0 cm Covering length: ~ 34.7 cm ± 5 mm Width: ~ 25.5 cm Covering width: ~ 12.5 cm
	Right verge tile Length: ~ 42.0 cm Covering length: ~ 34.7 cm ± 5 mm Width: ~ 25.5 cm Covering width: ~ 12.5 cm Weight: ~ 4.2 kg Requirement: ~ 3.0 pcs/m		Ceramic vent pipe tile with weather cap ø 125 and hose with adapter Length: ~ 42.0 cm Covering length: ~ 34.7 cm ± 5 mm Width: ~ 25.0 cm Covering width: ~ 20.7 cm Requirement: individual
	Clover leaf ridge tile ~ 2.7 pcs/m Length: ~ 42.5 cm Covering length: ~ 37.0 cm Width: ~ 28.0 cm Covering width: ~ 20.0 cm Weight: ~ 2.9 kg Requirement: ~ 2.7 pcs/m		
	Start ridge with offset end web for verge tile with offset ridge Length: ~ 42.0 cm Covering length: ~ 34.5 cm Weight: ~ 3.9 kg Requirement: individual		Ceramic aerial tile Length: ~ 42.0 cm Covering length: ~ 34.7 cm ± 5 mm Width: ~ 25.0 cm Covering width: ~ 20.7 cm Weight: ~ 4.4 kg Requirement: individual
	Ridge end with offset end web for verge tile with offset ridge Length: ~ 42.0 cm Covering length: ~ 33.0 cm Weight: ~ 4.1 kg Requirement: individual		PVC thermal exhaust gas through tile ø 100/125 Length: ~ 42.0 cm Covering length: ~ 34.7 cm ± 5 mm Width: ~ 25.0 cm Covering width: ~ 20.7 cm Requirement: individual
	Crest initial tile Length: ~ 42.0 cm Covering length: ~ 36.0 cm Weight: ~ 3.5 kg Requirement: individual		Light tile „Acrylic glass“ Length: ~ 42.0 cm Covering length: ~ 34.7 cm ± 5 mm Width: ~ 25.0 cm Covering width: ~ 20.7 cm Requirement: individual
	Hip cap start and end Requirement: individual		Walking grid tile PVC x 2 + walking grid Width: ~ 34.0 cm Length: 40.0; 80.0; 150.0 cm
	Hip cap start and end with four outlets Requirement: individual		SnapStep universal alu step coated, for mounting on different lath thicknesses, can be adjusted for roof pitches from 0° - 60°
	Clay dormer ventilator (ventilation cross-section ~ 15 cm²) Length: ~ 42.0 cm Covering length: ~ 34.7 cm ± 5 mm Width: ~ 25.0 cm Covering width: ~ 20.7 cm Weight: ~ 3.1 kg Requirement: individual		SnapStep 40 cm universal walking grid with two brackets coated, for mounting on different lath thicknesses, can be adjusted for roof pitches from 0° - 60°
	Shed roof tile Length: individual Covering length: individual Width: ~ 25.0 cm Covering width: ~ 20.7 cm Weight: ~ 2.5 kg Requirement: individual		SnapStep 80 cm universal walking grid with two brackets coated, for mounting on different lath thicknesses, can be adjusted for roof pitches from 0° - 60°
	Half shed roof tile Length: individual Covering length: individual Width: ~ 15.0 cm Covering width: ~ 10.0 cm		Safety step tile, PVC Length: ~ 42.0 cm Covering length: ~ 34.7 cm ± 5 mm Width: ~ 25.0 cm Covering width: ~ 20.7 cm Weight: ~ 3.6 kg Requirement: individual
	Shed roof-Double flap Length: individual Covering length: individual Width: ~ 25.0 cm Covering width: ~ 25.0 cm		Snow stop tile with round wood holder PVC Length: ~ 42.0 cm Covering length: ~ 34.7 cm ± 5 mm Width: ~ 25.0 cm Covering width: ~ 20.7 cm Weight: ~ 1.2 kg Requirement: individual
	Shed roof-left verge tile Length: individual Covering length: individual Width: ~ 25.0 cm Covering width: ~ 16.5 cm		Snow stop tile with snow rib support PVC Length: ~ 42.0 cm Covering length: ~ 34.7 cm ± 5 mm Width: ~ 25.0 cm Covering width: ~ 20.7 cm Weight: ~ 1.3 kg Requirement: individual
	Shed roof-Right verge tile Length: individual Covering length: individual Width: ~ 25.5 cm Covering width: ~ 12.5 cm		PVC solar through tile Length: ~ 42.0 cm Covering length: ~ 34.7 cm ± 5 mm Width: ~ 25.0 cm Covering width: ~ 20.7 cm Weight: ~ 0.7 kg ø: 30/50/70 mm
	Eaves tile Length: ~ 42.0 cm Covering length: ~ 34.7 cm ± 5 mm Width: ~ 25.0 cm Covering width: ~ 20.7 cm Weight: ~ 3.3 kg Requirement: individual		PVC solar carrier tile Length: ~ 42.0 cm Covering length: ~ 34.7 cm ± 5 mm Width: ~ 25.0 cm Covering width: ~ 20.7 cm Requirement: individual

Moulded tiles and accessories for the "Rheinland" tile R 15

Moulded tiles for various functions meet the demand for homogeneous, architecturally demanding roofs.

They are also an important safety factor. Moulded tiles and accessories reduce the amount of laying work and facilitate calculations.



Plastic skylight, 6-tiles, acrylic glazed

Length: ~ 75.0 cm Hatch: 47.5 x 52.0 cm
Width: ~ 65.0 cm Weight: ~ 5.0 kg



Steel skylight, coated, 6-tiles, acrylic glazed

Length: ~ 78.0 cm Hatch: 45.0 x 55.0 cm
Width: ~ 64.0 cm Weight: ~ 8.6 kg



Steel skylight, coated, 9-tiles, acrylic glazed

Length: ~ 110.0 cm Hatch: 45.0 x 85.0 cm
Width: ~ 64.0 cm Weight: ~ 11.0 kg




Multitherm skylight - U_{DFF} 1.8 thermally insulated

Length: ~ 85.0 cm Opening: upwards + to the side
Width: ~ 78.0 cm Hatch: 44.0 x 54.0 cm
Weight: ~ 15.0 kg Double glazing: ESG Kv 1.4




Living room skylight wra 1.6 - U_{DFF} 1.6 thermally insulated

Length: ~ 85.0 cm Opening: to the side
Width: ~ 54.0 cm Hatch: 47.0 x 78.0 cm
Weight: ~ 16.4 kg Double glazing: ESG Kv 1.1




Eaves fresh air element

~ 1.1 pcs/m



Ridge/crest lath holder

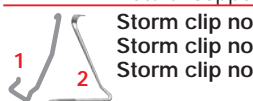


Ridge or crest clip no. 470/121



Copper roll/Alu roll 2000

Length: ~ 5 m Width: ~ 29 cm, 33 cm, 36 cm
Ventilation cross-section: permanent acc. to DIN 4108, Part 3
Natural copper, anthracite, red



Storm clip no. 435/001 30 x 50 V2A (1)

Storm clip no. 435/002 40 x 60 V2A (1)

Storm clip no. 409/002 75 x 38 V2A (2)