

Moulded tiles and accessories for the S pantile

Moulded tiles for various functions meet the demand for homogeneous, architecturally demanding roofs.






They are also an important safety factor. Moulded tiles and accessories reduce the amount of laying work and facilitate calculations.

	Complete tile Length: ~ 42.0 cm Width: ~ 33.2 cm Weight: ~ 4.7 kg	Covering length: ~ 31.4 - 34.5 cm* Covering width: ~ 30.0 cm Requirement: ~ 10.0 pcs/m ²		Shed roof-gable tile for counter-laths left Length: ~ 42.0 cm Width: ~ 33.2 cm	Covering width: ~ 30.2 cm Requirement: individual
	Half tile Length: ~ 42.0 cm Width: ~ 18.2 cm Weight: ~ 2.7 kg	Covering length: ~ 31.4 - 34.5 cm* Covering width: ~ 15.0 cm Requirement: ~ 3.0 pcs/m		Shed roof-gable tile for counter-laths right Length: ~ 42.0 cm Width: ~ 33.2 cm	Covering width: ~ 27.0 cm Requirement: individual
	Double flap Length: ~ 42.0 cm Width: ~ 33.2 cm Weight: ~ 4.8 kg	Covering length: ~ 31.4 - 34.5 cm* Covering width: ~ 33.2 cm Requirement: ~ 3.0 pcs/m		Eaves tile for counter-laths Length: ~ 42.0 cm Width: ~ 33.2 cm	Covering width: ~ 30.0 cm Requirement: 3.3 pcs/m
	Left gable tile for 34 or 32 cm laths Length: ~ 42.0 cm Fore-part no. 34 laths: ~ 9.0 cm, no. 32 laths: ~ 11.0 cm Weight: ~ 7.3 kg	Covering width: ~ 30.2 cm Requirement: ~ 3.0 pcs/m		Half eaves tile for counter-laths Length: ~ 42.0 cm Width: ~ 18.2 cm	Covering width: ~ 15.0 cm Requirement: individual
	Right gable tile for 34 or 32 cm laths Length: ~ 42.0 cm Fore-part no. 34 laths: ~ 9.0 cm, no. 32 laths: ~ 11.0 cm Weight: ~ 7.3 kg	Covering width: ~ 27.0 cm Requirement: ~ 3.0 pcs/m		Eaves-gable tile for counter-laths left Length: ~ 42.0 cm Width: ~ 33.2 cm	Covering width: ~ 30.2 cm Requirement: individual
	Ridge/crest tile ~ 2.5 pcs/m Length: ~ 45.0 cm Weight: ~ 4.8 kg	Covering length: ~ 40.0 cm Covering width: ~ 18.5 cm Requirement: 2.5 pcs/m		Eaves-gable tile for counter-laths right Length: ~ 42.0 cm Width: ~ 33.2 cm	Covering width: ~ 27.0 cm Requirement: individual
	Start ridge Length: ~ 45.0 cm Weight: ~ 6.6 kg	Covering length: ~ 38.0 cm Covering width: ~ 18.5 cm Requirement: 1.0 pce/start ridge		Mansard tile Length: ~ 42.0 cm Width: ~ 33.2 cm	Covering width: ~ 30.0 cm Requirement: 3.3 pcs/m
	End ridge Length: ~ 45.0 cm Weight: ~ 6.6 kg	Covering length: ~ 43.0 cm Covering width: ~ 18.5 cm Requirement: 1.0 pce/ridge end		Half mansard tile Length: ~ 42.0 cm Width: ~ 18.2 cm	Covering width: ~ 15.0 cm Requirement: individual
	Crest start tile Length: ~ 45.0 cm Weight: ~ 4.7 kg	Covering length: ~ 40.0 cm Covering width: ~ 18.5 cm Requirement: 1.0 pce/crest start		Mansard-gable tile for counter-laths left Length: ~ 42.0 cm Width: ~ 33.2 cm	Covering width: ~ 30.2 cm Requirement: individual
	Hip cap Weight: ~ 4.8 kg	Requirement: 1.0 pce/hip		Mansard-gable tile for counter-laths right Length: ~ 42.0 cm Width: ~ 33.2 cm	Covering width: ~ 27.0 cm Requirement: individual
	Hip cap with four outlets Weight: ~ 6.3 kg	Requirement: 1.0 pce/hip		Pent roof tile Length: ~ 42.0 cm Width: ~ 33.2 cm	Covering width: ~ 30.0 cm Requirement: 3.3 pcs/m
	Concrete dormer ventilator (vent cross-section ~ 27 cm²) Length: ~ 42.0 cm Width: ~ 33.2 cm Weight: ~ 5.0 kg	Covering width: ~ 30.0 cm Requirement: individual		Half pent roof tile Length: ~ 42.0 cm Width: ~ 18.2 cm	Covering width: ~ 15.0 cm Requirement: individual
	Step tile without support clip Length: ~ 42.0 cm Width: ~ 33.2 cm Weight: ~ 8.8 kg	Covering width: ~ 30.0 cm Requirement: individual		Pent roof-gable tile for counter-laths left Length: ~ 42.0 cm Width: ~ 33.2 cm	Covering width: ~ 30.2 cm Requirement: individual
	Step tile with support clip x 2 + walking grid Width: ~ 34.0 cm Length: 40.0; 80.0; 150.0 cm			Pent roof-gable tile for counter-laths right Length: ~ 42.0 cm Width: ~ 33.2 cm	Covering width: ~ 27.0 cm Requirement: individual
	Step tile with single step Length: ~ 42.0 cm Width: ~ 33.2 cm Weight: ~ 10.0 kg	Covering width: ~ 30.0 cm Requirement: individual		Metal-roof plate with round wood holder Length: ~ 42.0 cm Width: ~ 33.2 cm Weight: ~ 5.8 kg	Covering width: ~ 30.0 cm Requirement: individual
	Snow stop tile Length: ~ 42.0 cm Width: ~ 33.2 cm Weight: ~ 4.8 kg	Covering width: ~ 30.0 cm Requirement: individual		Metal roof plate with snow rib Length: ~ 42.0 cm Width: ~ 33.2 cm Weight: ~ 5.8 kg	Covering width: ~ 30.0 cm Requirement: individual
	Shed roof tile for counter-laths Length: ~ 42.0 cm Width: ~ 33.2 cm	Covering width: ~ 30.0 cm Requirement: 3.3 pcs/m		PVC solar through pantile Length: ~ 42.0 cm Width: ~ 33.2 cm Weight: ~ 0.6 kg	Covering width: ~ 30.0 cm Requirement: individual ø: 30/50/70 mm
	Half shed roof tile for counter-laths Length: ~ 42.0 cm Width: ~ 18.2 cm	Covering width: ~ 15.0 cm Requirement: individual		PVC solar carrier pantile Length: ~ 42.0 cm Width: ~ 33.2 cm	Covering width: ~ 30.0 cm Requirement: individual

Moulded tiles and accessories for the S pantile

Moulded tiles for various functions meet the demand for homogeneous, architecturally demanding roofs.

They are also an important safety factor. Moulded tiles and accessories reduce the amount of laying work and facilitate calculations.

	PVC through pantile with thermal adapter (exhaust gas cap) ø 100 Length: ~ 42.0 cm Covering width: ~ 30.0 cm Width: ~ 33.2 cm Requirement: individual		Steel skylight, coated, 4-pantiles, acrylic glazed Length: ~ 78.0 cm Covering width: ~ 60.0 cm Width: ~ 62.5 cm Requirement: individual Weight: ~ 9.2 kg Hatch: 45.0 x 55.0 cm
	PVC thermal exhaust gas through pantile ø 125 (can be used up a max of 42° RP*) Length: ~ 42.0 cm Covering width: ~ 30.0 cm Width: ~ 33.2 cm Requirement: individual		Steel skylight, coated, 6-pantiles, acrylic glazed Length: ~ 108.0 cm Covering width: ~ 60.0 cm Width: ~ 62.5 cm Requirement: individual Weight: ~ 11.8 kg Hatch: 45.0 x 85.0 cm
	Klöber through pantile Length: ~ 42.0 cm Covering width: ~ 30.0 cm Width: ~ 33.2 cm Requirement: individual		Multitherm skylight Length: ~ 85.0 cm Opening: upwards + to the side Width: ~ 78.0 cm Hatch: 44.0 x 54.0 cm Weight: ~ 15.0 kg Double glazing: ESG Kv 1.4
	Klöber through pantile -Venduct- ø 100/125 Length: ~ 42.0 cm Covering width: ~ 30.0 cm Width: ~ 33.2 cm Requirement: individual Weight: ~ 1.7 kg		Living room skylight wra Length: ~ 98.0 cm Opening: to the side Width: ~ 54.0 cm Hatch: 46.0 x 90.0 cm Double glazing: ESG Kv 1.1
	Klöber through pantile -Fluenta- ø 100 Length: ~ 42.0 cm Covering width: ~ 30.0 cm Width: ~ 33.2 cm Requirement: individual		Eaves fresh air element ~ 1.1 pcs/m
	Aerial pantile PVC Length: ~ 42.0 cm Covering width: ~ 30.0 cm Width: ~ 33.2 cm Requirement: individual		Ridge/crest lath holder
	Fleck Euro ventilator Length: ~ 42.0 cm Covering width: ~ 30.0 cm Width: ~ 33.2 cm Requirement: individual		Ridge or crest clip no. 470/77
	Light pantile „Acrylic glass“ Length: ~ 42.0 cm Covering width: ~ 30.0 cm Width: ~ 33.2 cm Requirement: individual Weight: ~ 0.5 kg		Copper roll/Alu roll 2000 Length: ~ 5 m Width: ~ 29 cm, 33 cm, 36 cm Ventilation cross-section: permanent acc. to DIN 4108, Part 3 Natural copper, anthracite, red
	Plastic skylight, 4-pantiles, acrylic glazed Length: ~ 76.0 cm Covering width: ~ 60.0 cm Width: ~ 63.0 cm Requirement: individual Weight: ~ 3.8 kg Hatch: 47.5 x 52.0 cm		Storm clip 499/003 (1) Storm clip Nordmark 5 ZIAL® (2)

* Over 42° RP = special design on request